

24/7 SOBRIETY



OFFICE OF
ATTORNEY GENERAL
LARRY LONG

DUI FELONIES FY 99- FY07

| | 32-23-4 DWI 3 | 32-23-4.6 DWI 4 | 32-23-4.7 DWI 5 | 22-16-42 Vehicular Battery | 22-16-41 Vehicular Homicide | TOTALS |
|--------------------------|------------------|--------------------|--------------------|----------------------------------|-----------------------------------|--------|
| FY99 FY07 Convictions | 6842 | 1483 | 83 | 135 | 77 | 8620 |

| | | |
|------------------|-----------------------------------|---------------|
| FY99-FY07 | ALL FELONY CONVICTIONS | 24,640 |
|------------------|-----------------------------------|---------------|

DUI FELONIES were 34.9% of all felony convictions

OTHER FELONIES

| | 22-42-5 Possn. of Cont. Subst. | 22-30A- 17(1) Grand Theft | 22-39-36 Forgery | 22-32-8 3 rd Degree Burglary | 22-18-1.1 Aggravated Assault |
|--------------------------|---|------------------------------------|---------------------|---|------------------------------------|
| FY99-FY06 Convictions | 5,918 | 3,337 | 1,651 | 1,362 | 1,104 |
| FY99-FY06 Percentage | 27.2% | 15.3% | 7.5% | 6.2% | 5.1% |

DUI and controlled substances felonies total 59.9%

15% of state prison population are DUI felonies

SOUTH DAKOTA INMATE ADDICTION STATS FY 06-08

Male alcohol dependence

- 2006- 73%
- 2007- 71%
- 2008-72%

Female alcohol dependence

- 2006-62%
- 2007-64%
- 2008-71%

Male meth dependence

- 2006- 32%
- 2007 -24%
- 2008-25%

Female meth dependence

- 2006-47%
- 2007-42%
- 2008-47%

GOAL

- Defendant sobriety- 24/7
- Target group- anyone arrested for DUI with prior conviction in last 10 years

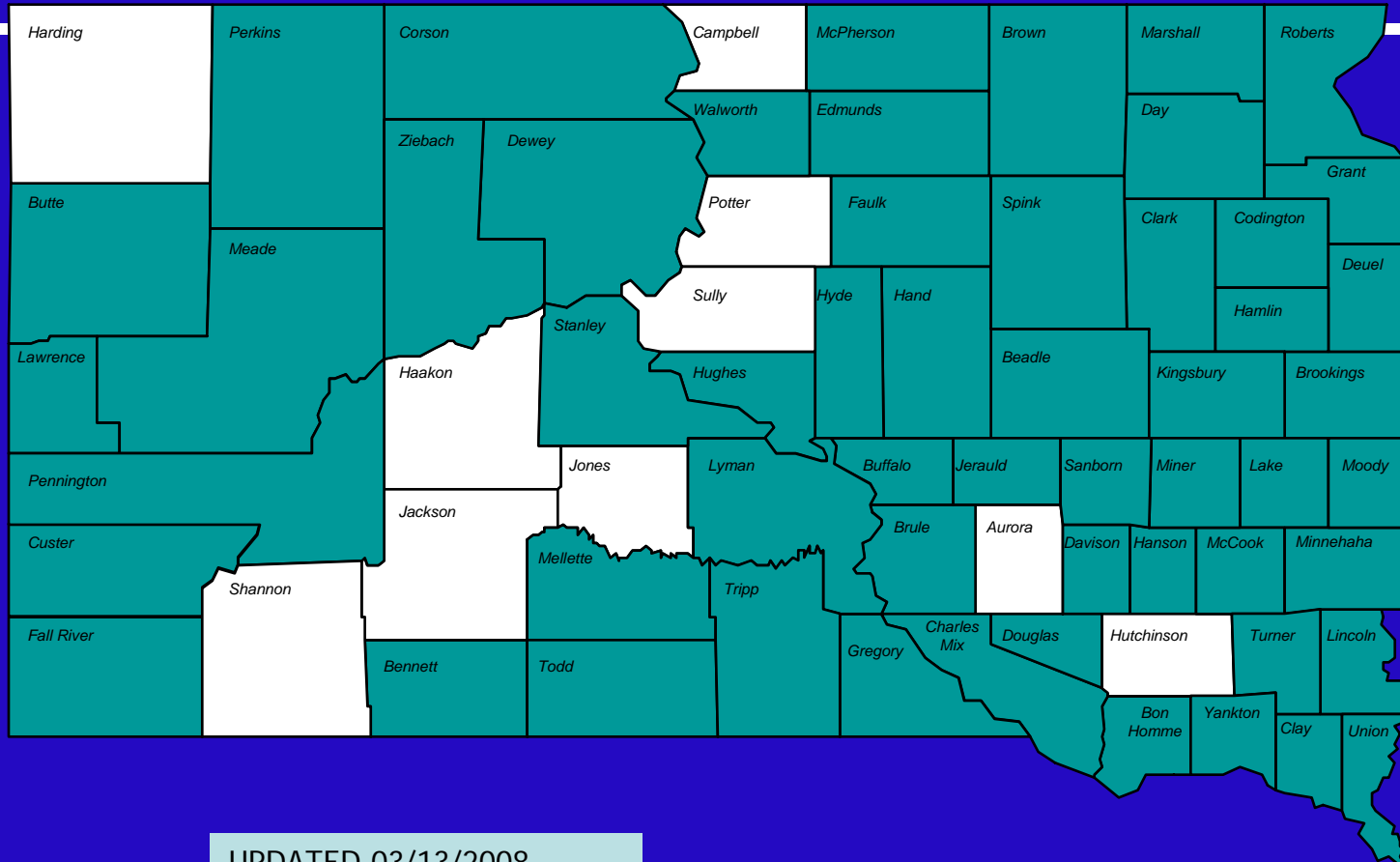
BOND CONDITIONS

- No alcohol
- No bars
- Breath test- 7am and 7pm
- If you skip or fail **you go to jail**

BENEFITS

- Mom and kids are safer
- Public is safer
- Defendant will spend less time in jail
- Treatment prospects improve
- Defendant's employer happy
- **ALMOST NO COST TO TAXPAYER**

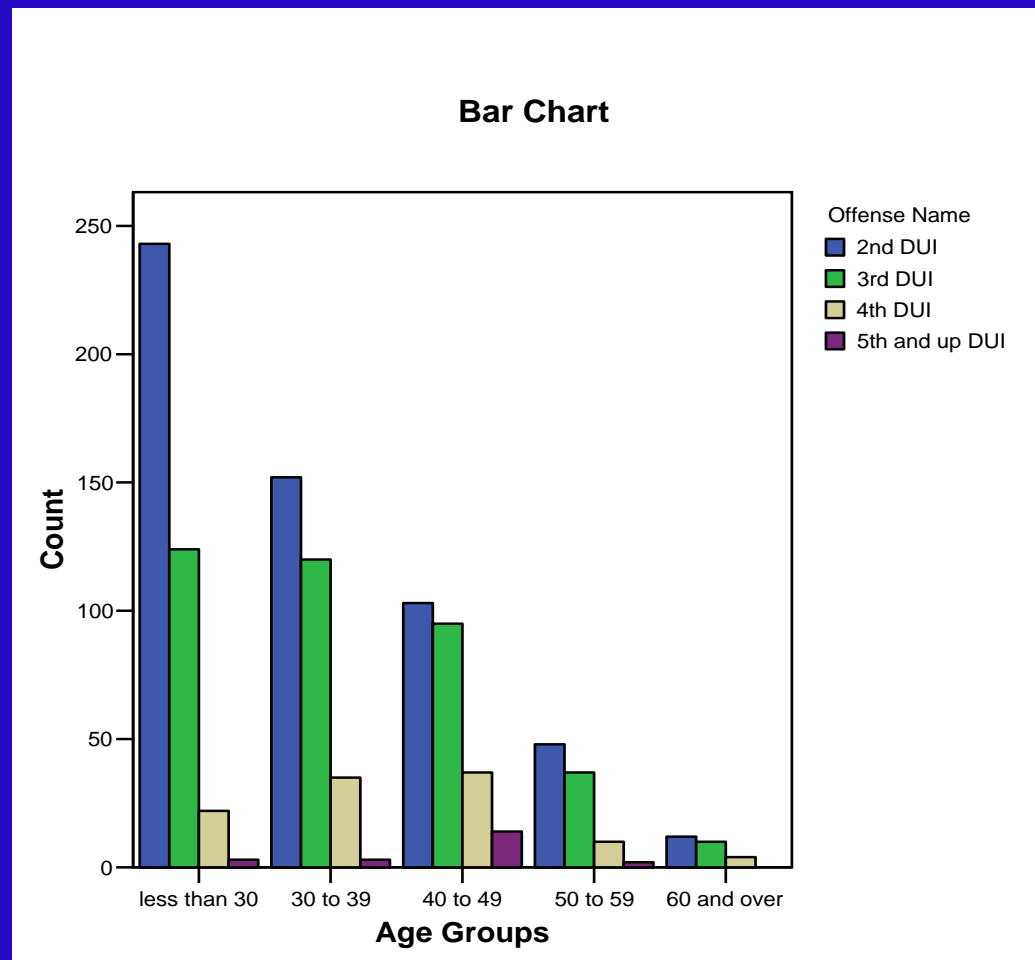
SOUTH DAKOTA 24/7 PROJECT



UPDATED 03/13/2008

57 Participating Counties

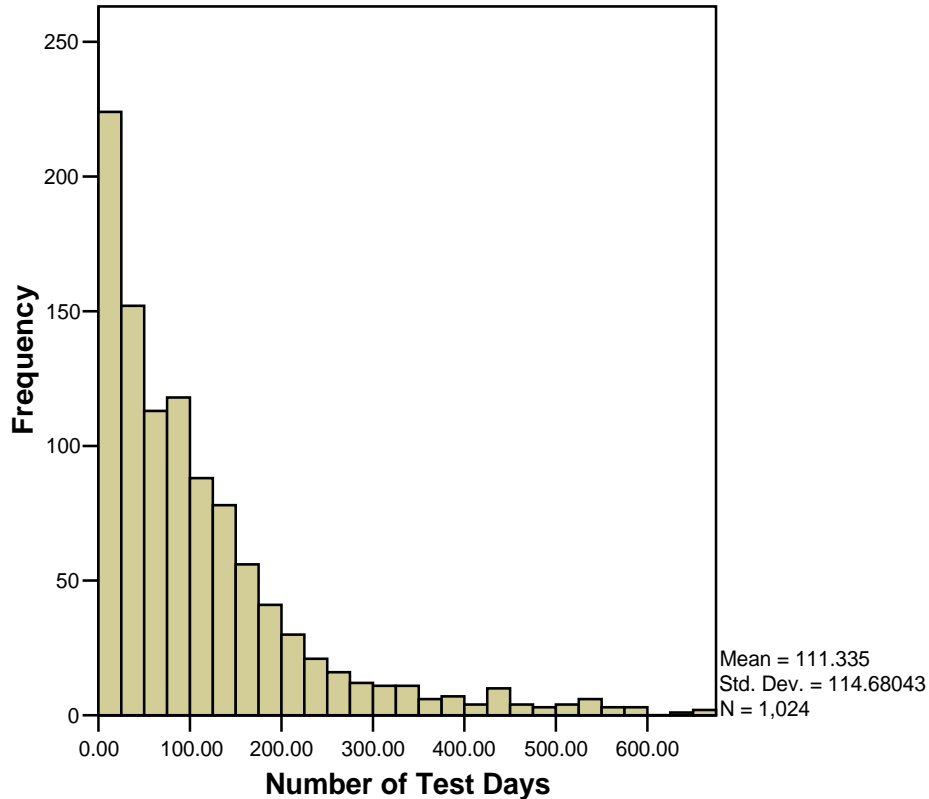
AGE GROUPS/ OFFENSES



48% of program participants have 3 or more DUI Offenses

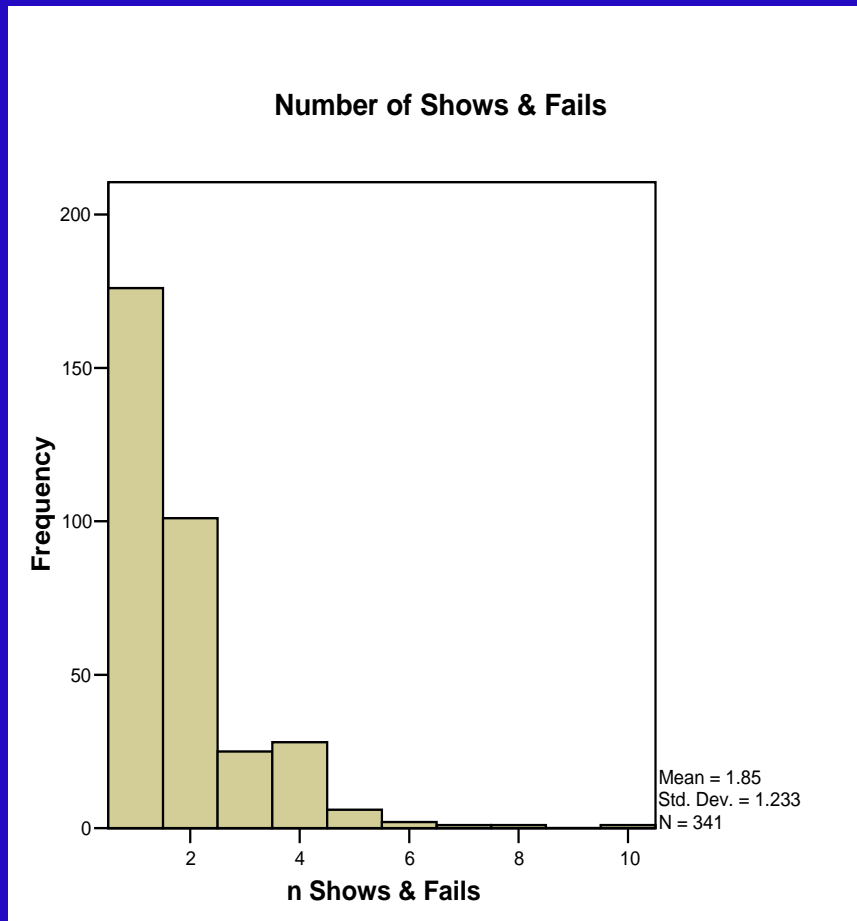
NUMBER OF TESTING DAYS

Distribution of Number of Testing Days



Comparing first test date to last test date yields an average of 111.3 days of participation in the program.

NUMBER OF SHOW AND FAILS



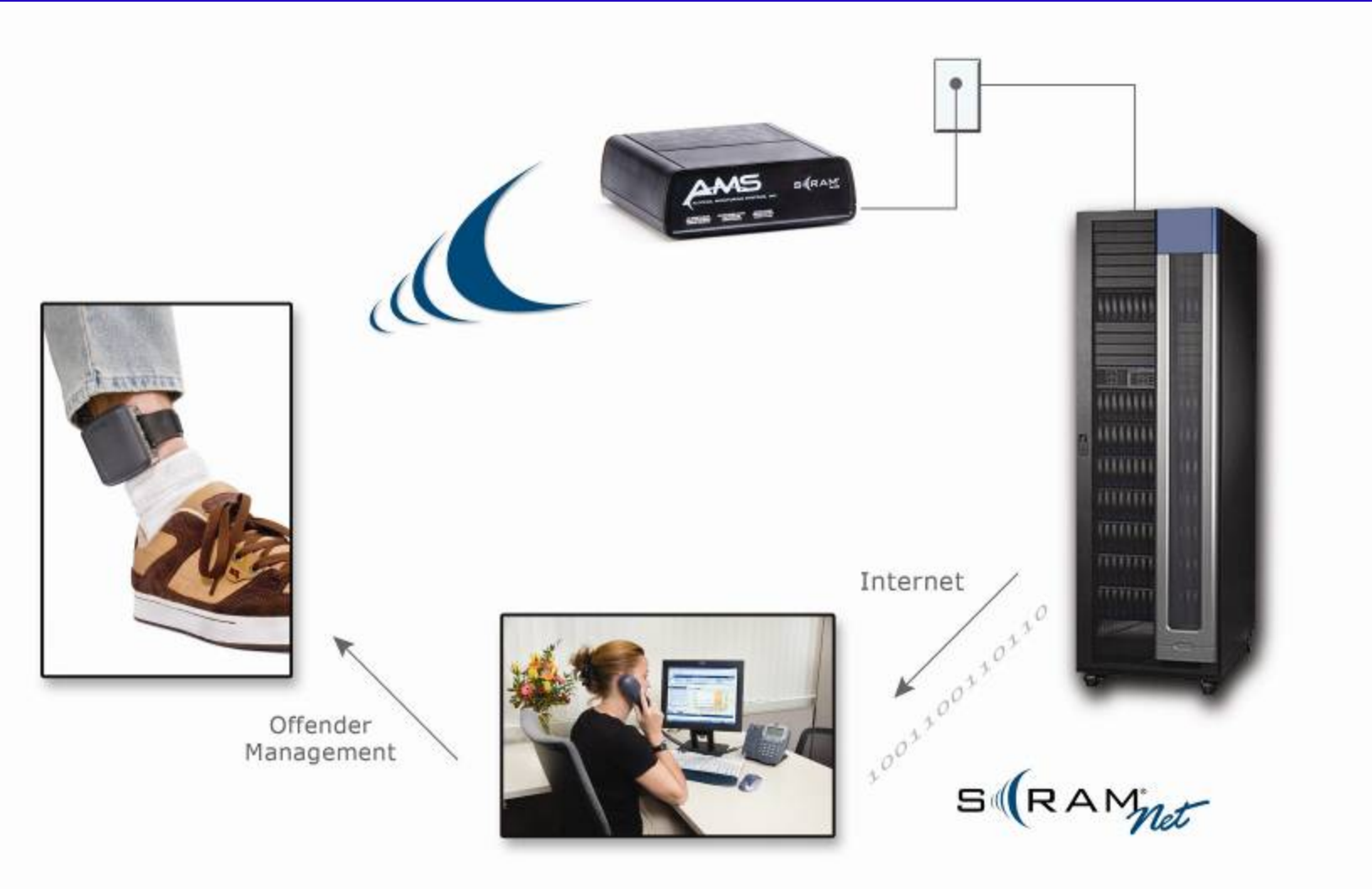
- 680 (66.6%) never failed a test
- 175 (17.1%) failed only one test
- 100 (9.7%) failed only twice

PBT STATS

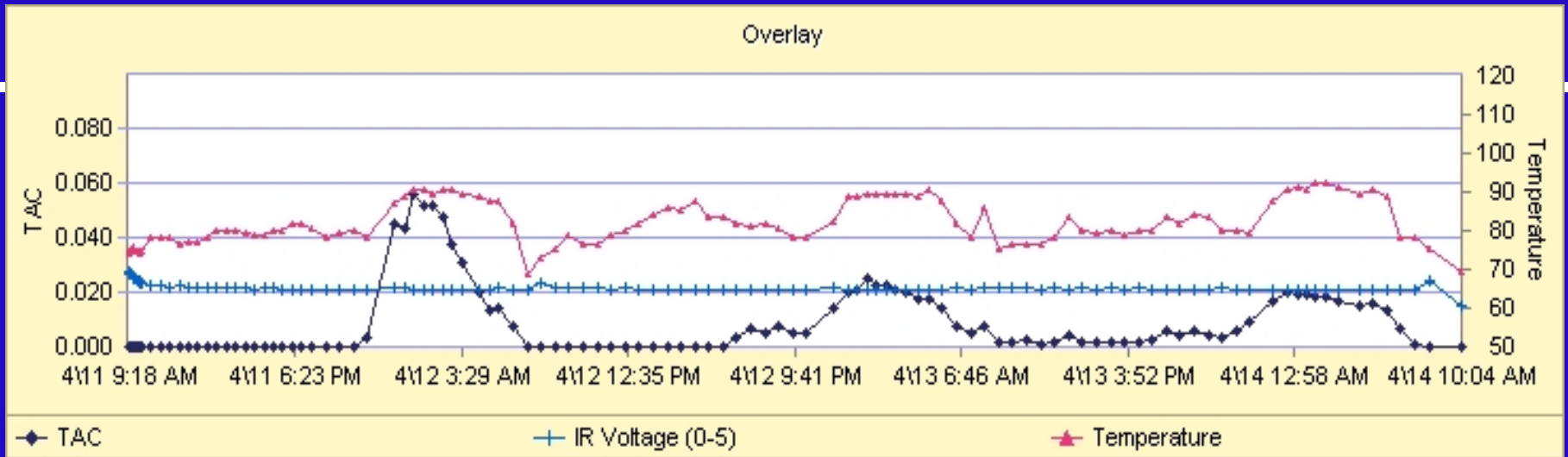
January 2005 through September 19, 2008

- 8,709 participants (active and completed)
- 1,427,605 total tests
- 1,421,405 (99.7%) passed tests
- 10,445 (.3%) failed tests or no show

A Continuous Alcohol Monitoring System



ATTORNEY GENERAL LONG'S TRANSDERMAL TEST RESULTS



Alerts

| Alert Description | Start Date/Time | Status | Resolution |
|-------------------|---------------------|----------|-------------|
| Alcohol Detected | 04/11/2006 11:51 PM | Resolved | Confirmable |

Action Log:

| | | | |
|-------------|--------------------|--|-------------|
| Contact AMS | 04/14/2006 2:02 PM | | Confirmable |
| Contact AMS | 04/13/2006 7:38 AM | Confirmed | Confirmable |
| Contact AMS | 04/12/2006 9:50 AM | Appears to be low- level consumption. Awaiting return to zero to complete analysis. | |

SCRAM STATS

Nov 6, 2006 through September 1, 2008

- 820 participants
- 78,165 days for an average of 95 days per participant
- 145 participants had some type of violation
- 675 (or 82%) participants had no violation
- 95 participants are parolees. Balance are pretrial detainees or post conviction probationers

DRUG URINALYSIS

- Detection of drugs through urine test
- Detectable drugs
 - Cocaine
 - Opiates
 - Amphetamines
 - Marijuana
 - Oxycodone
 - PCP
 - Antidepressants
 - Ecstasy



PRELIMINARY URINALYSIS STATS

July 2007-September 19, 2008

- 893 participants
- 8,747 number of tests administered
- 8,510 (97%) passed tests
- 237 tests failed
- 36 no shows

DRUG PATCH

- Detection of drugs through sweat
- Patch lasts for 7-10 days
- Drugs detected from 1-2 days before patch applied and up to 24 hours prior to removal
- Detects
 - Cocaine
 - Opiates
 - Amphetamines
 - Marijuana
 - PCP



PRELIMINARY DRUG PATCH STATS

July 2007-September 19, 2008

- 28 participants
- 201 number of tests administered
- 188 (92.6%) passed tests
- 13 tests failed or no show

SERVICES AVAILABLE – JULY 1, 2007

\$2.00
per day



- Twice per day alcohol testing
 - Counties with a jail
 - Some others

\$5.00 per
test or \$10
per week



- Drug Urinalysis-
 - Counties with high volume
 - Need both male and female staff

\$5.00
per day



- SCRAM
 - Small counties
 - No jail
 - Defendant has odd situation

\$40.00
per patch
or \$4.00
per day



- Drug Patch
 - Small Counties
 - Counties without female staff

APPLICABILITY- ALL CRIMES

1. Pre-trial

- Bond conditions

2. Post conviction

- Conditions of suspended sentence

3. Parole

- Parole Board imposed

4. A & N Children

- Testing imposed upon adults in household as condition of return of children to homes

DOC Prison Population

- FY 1996
 - Inmate population 1908
- FY 2006
 - Inmate population 3428
1520 or 152 annually
- FY 2007
 - Inmate population 3378
-50 less inmates
- FY 2008
 - Inmate population 3344
-34 less inmates